

DALI-2 & Push

Constant Current Dimmable LED Driver

Indoor lighting Driver Series > Multi-Current output DIP adjustment & NFC

DALI-2 | D4i | Push | DT6 Dimming | DT8 CCT Dimming



SMT-M-CM Series (Multi-Current output)

SMT-DI-D4P / DP2 Series (D4i · DALI-2 · Push Dimming)

- DALI member
DALI-2 Certificate
- DALI Dim
1-2CH Input Signal
- Push Dim
1-2CH Input Signal
- 1 - 100%
Full dimming range
- Flicker-free
Smooth dimming

- DT6
1 CH
Dimming
- DT8
2 CH
CCT
- NFC function
Setting address & current
- LT
DIP
Adjustment Current

Perfect for LED fixtures



Wiring diagram

Diagram 1 DALI Dim

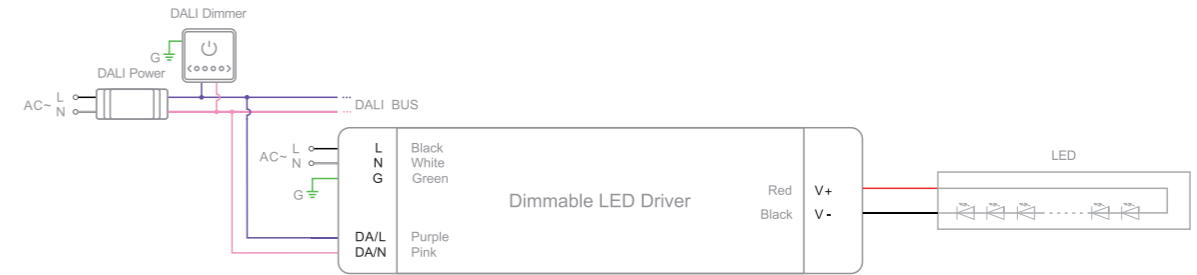


Diagram 2 Push-Dim

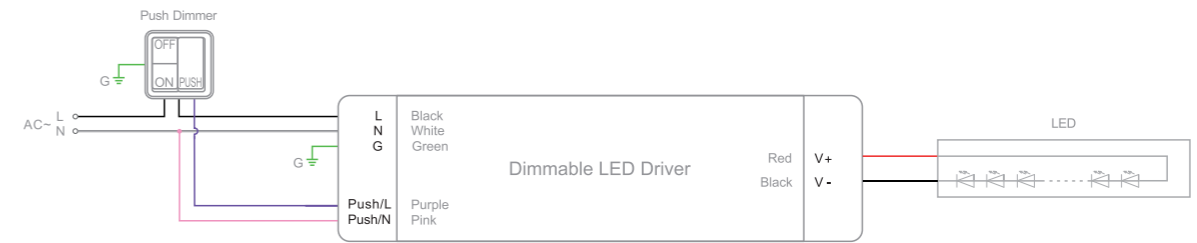


Diagram 3 Push-Dim

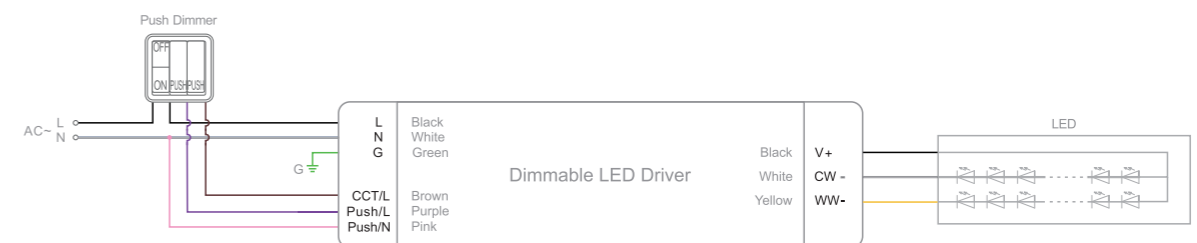


Diagram 4 DALI System

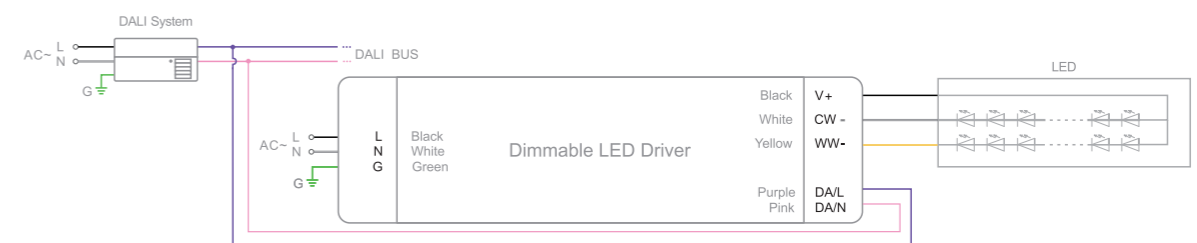
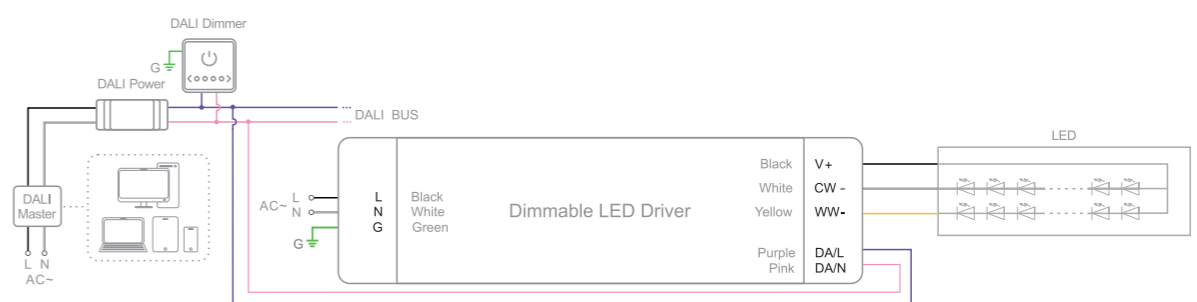


Diagram 5 DALI Master



DALI-2 & Push Series

100-277VAC Constant Current Dimmable LED Driver




DALI-2 & Push Series

D4I & Push Dimming	DALI 2 & Push Dimming	
SMT-DI-D4P * series	SMT-DI-DP2 * series	SMT-M-CM * series

- The **SMT-M-CM series** is DIP adjustment constant multi-current with DALI-2 certificate.
- Setting address (100W) and setting current (100W) by ProNFC APP & Handheld device
- 1-100% dimming, universal compatibility and flicker-free.
- High PF & efficiency are designed for the energy saving, with two dimming function can save mass stocking.
- Input 100-277VAC
- Dimming depth 1%
- SMT-DI*series: With 24V/0.125A Built-in Auxiliary power
- Ultra-high PF value and low THD
- ProNFC APP & Handheld device function:
 - 1.Setting address
 - 2.Setting current
 - 3.Temperature control
 - 4.Setting light decay compensation
 - 5.Timing
 - 6.Setting life warning



ProNFC APP Download



SMT-M-2C-020CM



- Multi-Current output**
- x=Blank:** 1CH: Dimming
2C: 2CH: CCT
- Power:** 10W / 20W / 40W / 60W / 100W
- DALI-2 Dimming**
- Blank:** IP20 Plastic driver
A: IP67 Aluminum driver



SMT-DI020W070-D4PP-Y



- Slim Size**
- Power:** 20W / 40W / 60W / 100W
- Max. output current**
- D4P :** D4I & Push
DP2 : DALI-2 & Push
- P :** IP20 Screw-free Linear plastic driver
A : IP66 Linear aluminum driver
I : IP20 Linear Iron driver
- Blank:** no AUX. Power, no Temp. Control
Y : Built-in Auxiliary power
T : Temperature control



SMT-M-2C-020CMJ
















- Multi-Current output**
- x=Blank:** 1CH: Dimming
2C: 2CH: CCT
- Power:** 10W / 20W / 40W / 60W / 100W
- DALI-2 Dimming**
- Aluminum Built-in Junction box driver**











Dip adjustment current NFC setting address and current

Power	Picture	Model	Output	Input	Size	Channels	Address Setting	Location	Others	
10W		SMT-M-010CM	3-42V 100mA TTTT	100-277AC	135*30*20mm	1CH	DALI System	Dry Damp	Class 2 Class P	
			3-42V 150mA TTTT							
			3-42V 200mA TTTT							
			3-40V 250mA TTTT							
			3-33V 300mA TTTT							
			3-28V 350mA TTTT							
	3-25V 400mA TTTT									
	3-22V 450mA TTTT									
	10W		SMT-M-010CMJ	3-42V 100mA TTTT	100-277AC	163*94*36mm	1CH	DALI System	Dry Damp	Class 2 Class P
				3-42V 150mA TTTT						
				3-42V 200mA TTTT						
				3-40V 250mA TTTT						
3-33V 300mA TTTT										
3-28V 350mA TTTT										
3-25V 400mA TTTT										
3-22V 450mA TTTT										
20W			SMT-M-020CM	3-42V 250mA TTTT	100-277AC	159.5*43*20mm	1CH	DALI System	Dry Damp	Class 2 Class P
				3-42V 350mA TTTT						
				3-42V 400mA TTTT						
				3-42V 450mA TTTT						
	3-40V 500mA TTTT									
	3-36V 550mA TTTT									
	3-33V 600mA TTTT									
	3-29V 700mA TTTT									
	20W		SMT-M-2C-020CM	6-42V 250mA TTTT	100-277AC	159.5*43*20mm	2CH	DALI System	Dry Damp	Class 2 Class P
				6-42V 350mA TTTT						
				6-42V 400mA TTTT						
				6-42V 450mA TTTT						
6-40V 500mA TTTT										
6-36V 550mA TTTT										
6-33V 600mA TTTT										
6-29V 700mA TTTT										
20W			SMT-M-2C-020CMJ	3-42V 250mA TTTT	100-277AC	155.5*44*21mm	1CH	DALI System	Wet Dry Damp	Class 2 Class P TYPE HL
				3-42V 350mA TTTT						
				3-42V 400mA TTTT						
				3-42V 450mA TTTT						
	3-40V 500mA TTTT									
	3-36V 550mA TTTT									
	3-33V 600mA TTTT									
	3-29V 700mA TTTT									

Power	Picture	Model	Output	Input	Size	Channels	Address Setting	Location	Others	
20W		SMT-DI020W070-D4PP-Y <i>D4i & Push model</i>	12-54V 70-700mA	100-277AC	252*31*22.5mm	1CH	DALI System	Dry Damp	Class P	
		SMT-DI020W070-DP2P	12-54V 70-700mA	100-277AC	252*31*22.5mm	1CH	DALI System	Dry Damp	Class P	
		SMT-DI020W070-D4PA-Y <i>D4i & Push model</i>	12-54V 70-700mA	100-277AC	238*38.5*23.6mm	1CH	DALI System	Wet Dry Damp	Class P TYPE HL	
		SMT-DI020W070-DP2A	12-54V 70-700mA	100-277AC	238*38.5*23.6mm	1CH	DALI System	Wet Dry Damp	Class P TYPE HL	
		SMT-DI020W070-D4PI-Y <i>D4i & Push model</i>	12-54V 70-700mA	100-277AC	238*38.5*23.6mm	1CH	DALI System	Dry Damp	Class P	
		SMT-DI020W070-DP2I	12-54V 70-700mA	100-277AC	238*38.5*23.6mm	1CH	DALI System	Dry Damp	Class P	
	40W		SMT-M-020CMJ	3-42V 250mA 3-42V 350mA T 3-42V 400mA TT 3-42V 450mA TTT 3-40V 500mA TTT 3-36V 550mA TTT 3-33V 600mA TTT 3-29V 700mA TTT	100-277AC	163*94*36mm	1CH	DALI System	Dry Damp	Class 2 Class P
			SMT-M-2C-020CMJ	6-42V 250mA 6-42V 350mA T 6-42V 400mA TT 6-42V 450mA TTT 6-40V 500mA TTT 6-36V 550mA TTT 6-33V 600mA TTT 6-29V 700mA TTT	100-277AC	163*94*36mm	2CH	DALI System	Dry Damp	Class 2 Class P
			SMT-M-C040CM	3-50V 300mA 3-50V 350mA T 3-50V 400mA TT 3-50V 450mA TTT 3-50V 500mA TTT 3-50V 550mA TTT 3-50V 600mA TTT 3-50V 650mA TTT 3-50V 700mA TTT 3-50V 800mA TTT 3-45V 900mA TTT 3-40V 1000mA TTT 3-37V 1100mA TTT 3-34V 1200mA TTT 3-31V 1300mA TTT 3-29V 1400mA TTT	100-277AC	171.5*54*20mm	1CH	DALI System	Dry Damp	Class 2 Class P
			SMT-M-040CM	3-65V 300mA 3-65V 350mA T 3-65V 400mA TT 3-65V 450mA TTT 3-65V 500mA TTT 3-65V 550mA TTT 3-65V 600mA TTT 3-62V 650mA TTT 3-57V 700mA TTT 3-50V 800mA TTT 3-45V 900mA TTT 3-40V 1000mA TTT 3-37V 1100mA TTT 3-34V 1200mA TTT 3-31V 1300mA TTT 3-29V 1400mA TTT	100-277AC	171.5*54*20mm	1CH	DALI System	Dry Damp	Class P

Power	Picture	Model	Output	Input	Size	Channels	Address Setting	Location	Others
40W		SMT-M-2C-040CM	6-42V 500mA 6-42V 550mA T 6-42V 600mA TT 6-42V 650mA TTT 6-42V 700mA TTT 6-42V 750mA TTT 6-42V 800mA TTT 6-42V 850mA TTT 6-42V 900mA TTT 6-42V 950mA TTT 6-40V 1000mA TTT 6-38V 1050mA TTT 6-36V 1100mA TTT 6-35V 1150mA TTT 6-33V 1200mA TTT 6-33V 1200mA TTT	100-277AC	171.5*54*20mm	2CH	DALI System	Dry Damp	Class 2 Class P
		SMT-65300-CMA	3-65V 300mA	100-277AC	167*61.5*24.5mm	1CH	DALI System	Wet Dry Damp	Class P TYPE HL
		SMT-65350-CMA	3-65V 350mA						
		SMT-65400-CMA	3-65V 400mA						
		SMT-65450-CMA	3-65V 450mA						
		SMT-65500-CMA	3-65V 500mA						
		SMT-65550-CMA	3-65V 550mA						
		SMT-65600-CMA	3-65V 600mA						
		SMT-62650-CMA	3-62V 650mA						
		SMT-57700-CMA	3-57V 700mA						
SMT-50800-CMA	3-50V 800mA								
SMT-45900-CMA	3-45V 900mA								
SMT-401000-CMA	3-40V 1000mA								
SMT-371100-CMA	3-37V 1100mA								
SMT-341200-CMA	3-34V 1200mA								
SMT-311300-CMA	3-31V 1300mA								
SMT-291400-CMA	3-29V 1400mA								
40W		SMT-DI040W140-D4PP-Y <i>D4i & Push model</i>	12-54V 140-1400mA	100-277AC	324.7*34.8*24.1mm	1CH	DALI System	Dry Damp	Class P
		SMT-DI040W070-D4PP-Y <i>D4i & Push model</i>	24-93V 70-700mA	100-277AC	324.7*34.8*24.1mm	1CH	DALI System	Dry Damp	Class P
		SMT-DI040W140-DP2P	12-54V 140-1400mA	100-277AC	324.7*34.8*24.1mm	1CH	DALI System	Dry Damp	Class P
		SMT-DI040W070-DP2P	24-93V 70-700mA	100-277AC	324.7*34.8*24.1mm	1CH	DALI System	Dry Damp	Class P
		SMT-DI040W140-D4PA-Y <i>D4i & Push model</i>	12-54V 140-1400mA	100-277AC	314.7*38.5*23.6mm	1CH	DALI System	Wet Dry Damp	Class P TYPE HL
		SMT-DI040W070-D4PA-Y <i>D4i & Push model</i>	24-93V 70-700mA	100-277AC	314.7*38.5*23.6mm	1CH	DALI System	Wet Dry Damp	Class P TYPE HL
		SMT-DI040W140-DP2A	12-54V 140-1400mA	100-277AC	314.7*38.5*23.6mm	1CH	DALI System	Wet Dry Damp	Class P TYPE HL
		SMT-DI040W070-DP2A	24-93V 70-700mA	100-277AC	314.7*38.5*23.6mm	1CH	DALI System	Wet Dry Damp	Class P TYPE HL
		SMT-DI040W140-D4PI-Y <i>D4i & Push model</i>	12-54V 140-1400mA	100-277AC	296.7*30*21.7mm	1CH	DALI System	Dry Damp	Class P
		SMT-DI040W070-D4PI-Y <i>D4i & Push model</i>	24-93V 70-700mA	100-277AC	296.7*30*21.7mm	1CH	DALI System	Dry Damp	Class P
	SMT-DI040W140-DP2I	12-54V 140-1400mA	100-277AC	296.7*30*21.7mm	1CH	DALI System	Dry Damp	Class P	
	SMT-DI040W070-DP2I	24-93V 70-700mA	100-277AC	296.7*30*21.7mm	1CH	DALI System	Dry Damp	Class P	
40W		SMT-M-C040CMJ	3-50V 300mA 3-50V 350mA T 3-50V 400mA TT 3-50V 450mA TTT 3-50V 500mA TTT 3-50V 550mA TTT 3-50V 600mA TTT 3-50V 650mA TTT 3-50V 700mA TTT 3-50V 800mA TTT 3-45V 900mA TTT 3-40V 1000mA TTT 3-37V 1100mA TTT 3-34V 1200mA TTT 3-31V 1300mA TTT 3-29V 1400mA TTT	100-277AC	190*104*36mm	1CH	DALI System	Dry Damp	Class 2 Class P

Power	Picture	Model	Output	Input	Size	Channels	Address Setting	Location	Others	
40W		SMT-M-040CMJ	3-65V 300mA	■■■■	100-277AC	190*104*36mm	1CH	DALI System	Dry Damp	Class P
			3-65V 350mA	■T■■						
			3-65V 400mA	■T■■						
			3-65V 450mA	■T■■						
			3-65V 500mA	■T■■						
			3-65V 550mA	■T■■						
			3-65V 600mA	■T■■						
			3-62V 650mA	■T■■						
			3-57V 700mA	■T■■						
			3-50V 800mA	■T■■						
			3-45V 900mA	■T■■						
			3-40V 1000mA	■T■■						
			3-37V 1100mA	■T■■						
			3-34V 1200mA	■T■■						
			3-31V 1300mA	■T■■						
3-29V 1400mA	■T■■									
40W		SMT-M-2C-040CMJ	6-42V 500mA	■■■■	100-277AC	190*104*36mm	2CH	DALI System	Dry Damp	Class 2 Class P
			6-42V 550mA	■T■■						
			6-42V 600mA	■T■■						
			6-42V 650mA	■T■■						
			6-42V 700mA	■T■■						
			6-42V 750mA	■T■■						
			6-42V 800mA	■T■■						
			6-42V 850mA	■T■■						
			6-42V 900mA	■T■■						
			6-42V 950mA	■T■■						
			6-40V 1000mA	■T■■						
			6-38V 1050mA	■T■■						
			6-36V 1100mA	■T■■						
			6-35V 1150mA	■T■■						
			6-33V 1200mA	■T■■						
6-33V 1200mA	■T■■									
60W		SMT-M-C060CM	3-50V 600mA	■■■■	100-277AC	192.5*62*24mm	1CH	DALI System	Dry Damp	Class 2 Class P
			3-50V 700mA	■T■■						
			3-50V 800mA	■T■■						
			3-50V 900mA	■T■■						
			3-50V 1000mA	■T■■						
			3-50V 1100mA	■T■■						
			3-50V 1200mA	■T■■						
			3-46V 1300mA	■T■■						
			3-43V 1400mA	■T■■						
			3-40V 1500mA	■T■■						
			3-38V 1600mA	■T■■						
			3-35V 1700mA	■T■■						
			3-33V 1800mA	■T■■						
			3-32V 1900mA	■T■■						
			3-30V 2000mA	■T■■						
3-29V 2100mA	■T■■									
60W		SMT-M-060CM	3-65V 600mA	■■■■	100-277AC	192.5*62*24mm	1CH	DALI System	Dry Damp	Class P
			3-65V 700mA	■T■■						
			3-65V 800mA	■T■■						
			3-65V 900mA	■T■■						
			3-60V 1000mA	■T■■						
			3-54V 1100mA	■T■■						
			3-50V 1200mA	■T■■						
			3-46V 1300mA	■T■■						
			3-43V 1400mA	■T■■						
			3-40V 1500mA	■T■■						
			3-38V 1600mA	■T■■						
			3-35V 1700mA	■T■■						
			3-33V 1800mA	■T■■						
			3-32V 1900mA	■T■■						
			3-30V 2000mA	■T■■						
3-29V 2100mA	■T■■									

Power	Picture	Model	Output	Input	Size	Channels	Address Setting	Location	Others	
60W		SMT-M-2C-060CM	6-42V 800mA	■■■■	100-277AC	192.5*62*24mm	2CH	DALI System	Dry Damp	Class 2 Class P
			6-42V 850mA	■T■■						
			6-42V 900mA	■T■■						
			6-42V 950mA	■T■■						
			6-42V 1000mA	■T■■						
			6-42V 1100mA	■T■■						
			6-42V 1200mA	■T■■						
			6-42V 1300mA	■T■■						
			6-42V 1400mA	■T■■						
			6-40V 1500mA	■T■■						
			6-38V 1600mA	■T■■						
			6-35V 1700mA	■T■■						
			6-33V 1800mA	■T■■						
			6-32V 1900mA	■T■■						
			6-30V 2000mA	■T■■						
6-29V 2100mA	■T■■									
60W		SMT-M-65600-CMA	3-65V 600mA	■■■■	100-277AC	188*61.5*24.5mm	1CH	DALI System	Wet Dry Damp	Class P TYPE HL
			SMT-65700-CMA	3-65V 700mA						
			SMT-65800-CMA	3-65V 800mA						
			SMT-65900-CMA	3-65V 900mA						
			SMT-601000-CMA	3-60V 1000mA						
			SMT-541100-CMA	3-54V 1100mA						
			SMT-501200-CMA	3-50V 1200mA						
			SMT-461300-CMA	3-46V 1300mA						
			SMT-431400-CMA	3-43V 1400mA						
			SMT-401500-CMA	3-40V 1500mA						
			SMT-381600-CMA	3-38V 1600mA						
			SMT-351700-CMA	3-35V 1700mA						
			SMT-331800-CMA	3-33V 1800mA						
			SMT-321900-CMA	3-32V 1900mA						
			SMT-302000-CMA	3-30V 2000mA						
SMT-292100-CMA	3-29V 2100mA									
60W		SMT-DI060W160-D4PP-Y <i>D4i & Push model</i>	12-54V 160-1600mA	■■■■	100-277AC	342*34.8*24.1mm	1CH	DALI System	Dry Damp	Class P
			24-93V 120-1200mA	■T■■						
			SMT-DI060W160-DP2P	12-54V 160-1600mA						
			SMT-DI060W120-DP2P	24-93V 120-1200mA						
			SMT-DI060W160-D4PA-Y <i>D4i & Push model</i>	12-54V 160-1600mA						
			SMT-DI060W120-D4PA-Y <i>D4i & Push model</i>	24-93V 120-1200mA						
60W		SMT-DI060W160-D4PI-Y <i>D4i & Push model</i>	12-54V 160-1600mA	■■■■	100-277AC	314*30*21.7mm	1CH	DALI System	Dry Damp	Class P
			24-93V 120-1200mA	■T■■						
			SMT-DI060W160-DP2I	12-54V 160-1600mA						
			SMT-DI060W120-DP2I	24-93V 120-1200mA						
			SMT-M-C060CMJ	3-50V 600mA						
			SMT-M-C060CMJ	3-50V 700mA						
SMT-M-C060CMJ	3-50V 800mA									
SMT-M-C060CMJ	3-50V 900mA									
SMT-M-C060CMJ	3-50V 1000mA									
SMT-M-C060CMJ	3-50V 1100mA									
SMT-M-C060CMJ	3-50V 1200mA									
SMT-M-C060CMJ	3-46V 1300mA									
SMT-M-C060CMJ	3-43V 1400mA									
SMT-M-C060CMJ	3-40V 1500mA									
SMT-M-C060CMJ	3-38V 1600mA									
SMT-M-C060CMJ	3-35V 1700mA									
SMT-M-C060CMJ	3-33V 1800mA									
SMT-M-C060CMJ	3-32V 1900mA									
SMT-M-C060CMJ	3-30V 2000mA									
SMT-M-C060CMJ	3-29V 2100mA									

SMT-M-100ACMA
1 2 3 4 5

- 1 Multi-Current output
- 2 Power: 100W
- 3 A: 500mA - 1200mA
B: 1400mA - 2100mA
- 4 DALI-2 Dimming
- 5 Blank: IP20 Plastic driver
A: IP67 Aluminum driver

SMT-M-2C-020CMJ
1 2 3 4 5

- 1 Multi-Current output
- 2 x=Blank: 1CH: Dimming
2C: 2CH: CCT
- 3 Power: 10W / 20W / 40W /
60W / 100W
- 4 DALI-2 Dimming
- 5 Aluminum Built-in
Junction box driver

SMT-DI100W210-D4PP-Y
1 2 3 4 5 6

- 1 Slim Size
- 2 Power: 20W / 40W / 60W / 100W
- 3 Max. output current
- 4 D4P : D4i & Push
DP2 : DALI-2 & Push
- 5 P: IP20 Screw-free Linear plastic driver
A: IP66 Linear aluminum driver
I: IP20 Linear Iron driver
- 6 Blank: no AUX. Power, no Temp. Control
Y: Built-in Auxiliary power
T: Temperature control

Dip adjustment current NFC setting address and current

Power	Picture	Model	Output	Input	Size	Channels	Address Setting	Location	Others									
60W		SMT-M-060CMJ	3-65V 600mA	100-277AC	190*104*36mm	1CH	DALI System	Dry Damp	Class P									
			3-65V 700mA															
			3-65V 800mA															
			3-65V 900mA															
			3-60V 1000mA															
			3-54V 1100mA															
			3-50V 1200mA															
			3-46V 1300mA															
			3-43V 1400mA															
			3-40V 1500mA															
			3-38V 1600mA															
			3-35V 1700mA															
			3-33V 1800mA															
			3-32V 1900mA															
			3-30V 2000mA															
			3-29V 2100mA															
60W		SMT-M-2C-C060CMJ	6-42V 800mA	100-277AC	190*104*36mm	2CH	DALI System	Dry Damp	Class 2 Class P									
			6-42V 850mA															
			6-42V 900mA															
			6-42V 950mA															
			6-42V 1000mA															
			6-42V 1100mA															
			6-42V 1200mA															
			6-42V 1300mA															
			6-42V 1400mA															
			6-40V 1500mA															
			6-38V 1600mA															
			6-35V 1700mA															
			6-33V 1800mA															
			6-32V 1900mA															
			6-30V 2000mA															
			6-29V 2100mA															
100W		SMT-M-100ACM	71-143V 500mA	100-277AC	171.5*54*20mm	1CH	DALI System	Dry Damp	Class 2 Class P UL Pending									
			71-143V 600mA															
			71-143V 700mA															
			62-125V 800mA															
			56-112V 900mA															
			50-100V 100mA															
			45-91V 1100mA															
			42-84V 1200mA															
			100W								SMT-M-100BCM	36-72V 1400mA	100-277AC	171.5*54*20mm	1CH	DALI System	Dry Damp	Class 2 Class P UL Pending
												33-67V 1500mA						
												31-63V 1600mA						
												29-59V 1700mA						
												28-56V 1800mA						
												26-53V 1900mA						
												25-50V 2000mA						
												24-48V 2100mA						

Power	Picture	Model	Output	Input	Size	Channels	Address Setting	Location	Others									
100W		SMT-M-100ACMA	71-143V 500mA	100-277AC	230*78*25mm	1CH	DALI System NFC	Wet Dry Damp	Class P TYPE HL									
			71-143V 600mA															
			71-143V 700mA															
			62-125V 800mA															
			56-112V 900mA															
			50-100V 100mA															
			45-91V 1100mA															
			42-84V 1200mA															
			100W								SMT-M-100BCMA	36-72V 1400mA	100-277AC	230*78*25mm	1CH	DALI System NFC	Wet Dry Damp	Class P TYPE HL
												33-67V 1500mA						
31-63V 1600mA																		
29-59V 1700mA																		
28-56V 1800mA																		
26-53V 1900mA																		
25-50V 2000mA																		
24-48V 2100mA																		
100		SMT-DI100W210-D4PP-Y		12-54V 210-2100mA	100-277AC	375.8*34.8*24.1mm	1CH	DALI System	Dry Damp			Class P						
		SMT-DI100W160-D4PP-Y																
		<i>D4i & Push model</i>																
		SMT-DI100W210-DP2P																
		SMT-DI100W160-DP2P																
		100		SMT-DI100W210-D4PA-Y						12-54V 210-2100mA	100-277AC		365.8*38.5*23.6mm	1CH	DALI System	Wet Dry Damp	Class P TYPE HL	
				SMT-DI100W160-D4PA-Y														
				<i>D4i & Push model</i>														
SMT-DI100W210-DP2A																		
SMT-DI100W160-DP2A																		
100				SMT-DI100W210-D4PI-Y	12-54V 210-2100mA	100-277AC	353*30*21.7mm	1CH	DALI System	Dry Damp		Class P						
				SMT-DI100W160-D4PI-Y														
				<i>D4i & Push model</i>														
		SMT-DI100W210-DP2I																
		SMT-DI100W160-DP2I																
		100W		SMT-M-100ACMJ	71-143V 500mA						100-277AC		241*125*40mm	1CH	DALI System	Wet Dry Damp	Class P UL Pending	
					71-143V 600mA													
					71-143V 700mA													
62-125V 800mA																		
56-112V 900mA																		
50-100V 100mA																		
45-91V 1100mA																		
42-84V 1200mA																		
100W					SMT-M-100BCM	36-72V 1400mA	100-277AC	241*125*40mm	1CH	DALI System		Wet Dry Damp						Class P
						33-67V 1500mA												
		31-63V 1600mA																
		29-59V 1700mA																
		28-56V 1800mA																
		26-53V 1900mA																
		25-50V 2000mA																
		24-48V 2100mA																